

## 6-DZF-13.3



### Applications

- > Electric vehicle
- > Electric wheelchair
- > Electric scooter
- > Electric play car for children
- > Garbage truck
- > Patrol car

### General Features

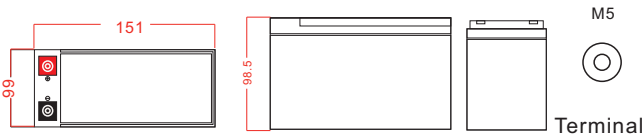
- > High Corrosion Resistant Performance: Pb-Ca multi-alloy grid
- > High Energy Density and Power Density
- > Excellent Charge Acceptance Ability
- > Strong High and Low Temperature Performance
- > Optimized Capability of instant High-current Discharging

### Specification

Nominal Voltage	12V
Nominal Capacity	13.3Ah
Design life	5 years
Terminal	M5
Approx. Weight	Approx4.35kg (9.60lbs)
Container Material	ABS
Rated Capacity	<b>14.6Ah</b> 10Hour Rate (1.46A to 10.5V) <b>13.3Ah</b> 2Hour Rate (6.65A to 10.5V) <b>11.7Ah</b> 1Hour Rate (11.7A to 10.5V)
Operating Temperature	Discharge: -20 ~50°C(-4~ 122°F) Charge: -20 ~50°C(-4~ 122°F) Storage: -20 ~50°C(-4~ 122°F)
Charge Method (25 °C)	Float Use:13.7-13.9V@25°C Cycle Use :14.7-14.9V,@25°C Max charge current 2.66A
Self discharge	3% of capacity declined per month at 25°C



Dimension: 151(L)×99(W)×98(H)×98.5(TH) Unit: mm



### Constant Current Discharge Characteristics Unit: A (25°C, 77°F)

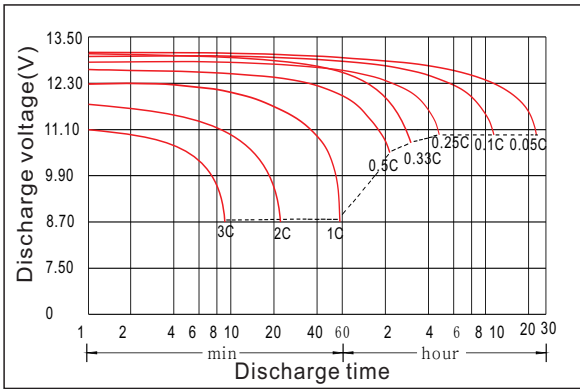
F.V/Time	5Min	15Min	30Min	1h	2h	3h	5h	8h	10h	20h
1.60V	59.5	32.0	19.0	12.0	6.84	4.77	2.97	1.91	1.51	0.843
1.65V	57.7	31.0	18.7	12.0	6.81	4.72	2.94	1.89	1.49	0.838
1.70V	55.3	30.3	18.3	11.9	6.76	4.66	2.92	1.87	1.48	0.834
1.75V	51.0	29.3	18.2	11.7	6.65	4.60	2.88	1.85	1.46	0.830
1.80V	45.6	27.3	17.4	11.4	6.53	4.57	2.80	1.80	1.45	0.825
1.85V	40.7	24.4	15.9	10.6	6.20	4.31	2.67	1.71	1.41	0.812

### Constant Power Discharge Characteristics Unit: W/cell(25°C, 77°F)

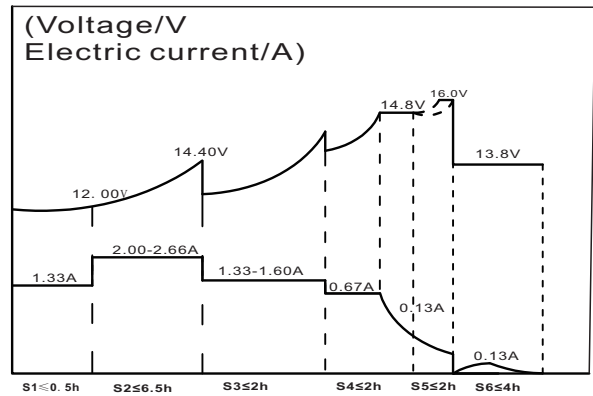
F.V/Time	5Min	15Min	30Min	1h	2h	3h	5h	8h	10h	20h
1.60V	100.0	56.3	34.4	22.8	12.9	9.08	5.64	3.70	2.90	1.66
1.65V	96.2	55.3	34.1	22.6	12.9	8.96	5.61	3.67	2.87	1.65
1.70V	95.2	54.7	34.1	22.4	12.9	8.91	5.56	3.66	2.84	1.65
1.75V	89.0	54.3	33.9	22.2	12.8	8.86	5.53	3.60	2.81	1.65
1.80V	81.7	51.3	33.1	22.1	12.7	8.82	5.47	3.50	2.78	1.64
1.85V	73.0	45.9	30.4	20.5	12.2	8.39	5.22	3.37	2.74	1.62

## 6-DZF-13.3

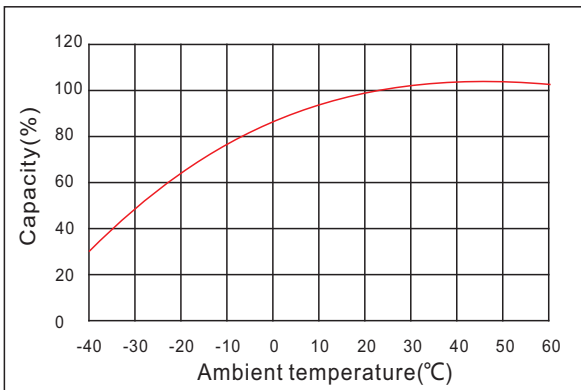
Discharge characteristic



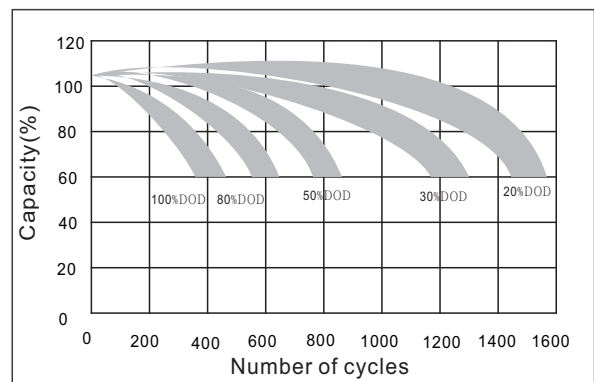
Charging characteristic



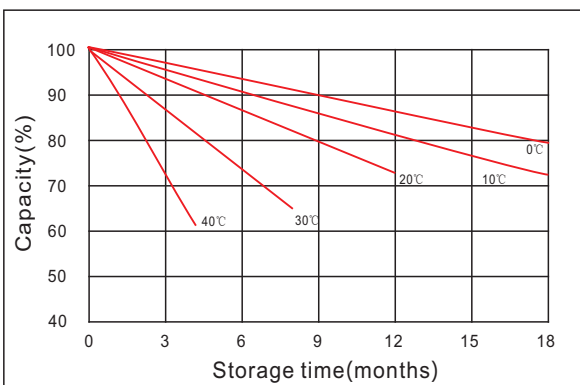
The effect of temperature on capacity



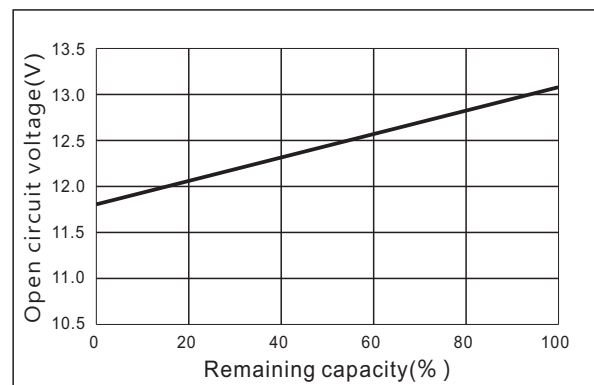
The effect of discharge depth on cycle life



Curves of self-discharge



Curves of open circuit voltage vs. capacity



[www.kiju.com.cn](http://www.kiju.com.cn)    [info@kiju.com.cn](mailto:info@kiju.com.cn)

**Jiangxi Jingjiu Power Science & Technology Co. Ltd.**  
Add: 1388 Fushan No.1 Street, Xiaolan Economic Development Zone, Nanchang City, Jiangxi Province, China.

+86-791-85982779    +86-791-85989842

**Jiangxi Jingjiu Power ( Jiujiang ) Co. Ltd.**  
Add: Xiwang Rd, Aicheng Industrial Park, Yongxiu Country, Jiujiang City, Jiangxi Province, China.

