

JM12-100

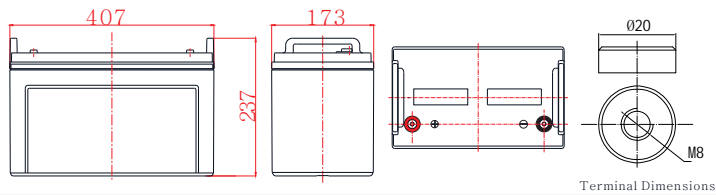


General Features

- > High corrosion resistant performance: Pb-Ca multi-alloy grid
- > High energy density and power density
- > Optimized capability of instant high-current discharging
- > Excellent charge acceptance ability
- > Excellent deep cycle discharge capability
- > Strong high and low temperature performance
- > Precision sealing technology
- > Long life



Dimension: 407(L)×173(W)×237(H)×237(TH) Unit: mm



Applications

- > UPS/EPS
- > Power systems
- > Telecommunications system
- > Emergency lighting、Auto control system
- > Solar/wind generating storage cyclic
- > Other general purpose

Specification

Nominal Voltage	12V
Nominal Capacity	100Ah
Design life	10 years
Terminal	M8
Approx. Weight	Approx 32.5kg (71.65lbs)
Container Material	ABS
Rated Capacity	100Ah 10Hour Rate (10.0A to 10.8V)
	82.5Ah 3Hour Rate (27.5A to 10.2V)
	67.7Ah 1Hour Rate (67.7A to 9.6V)
Internal resistance	Full charged at 25°C: 5.2 mΩ
Max. Discharge Current	1200A(5S)
Operating Temperature	Discharge: -20 ~50°C(-4~ 122°F)
	Charge: -20 ~50°C(-4~ 122°F)
	Storage: -20 ~50°C(-4~ 122°F)
Charge current:	Max. 25A ; Recom. 10A
Charge Method (25 °C)	Float Charge: 13.5-13.8V, recom. 13.8V(-18mV/ °C)
	Equalize charge: 13.8-14.1V, recom. 14.1V(-24mV/ °C)
	Cycle charge: 14.4-15.0V, recom. 14.7V(-30mV/ °C)
Self discharge	3% of capacity declined per month at 25°C

Constant Current Discharge Characteristics Unit: A (25°C, 77°F)

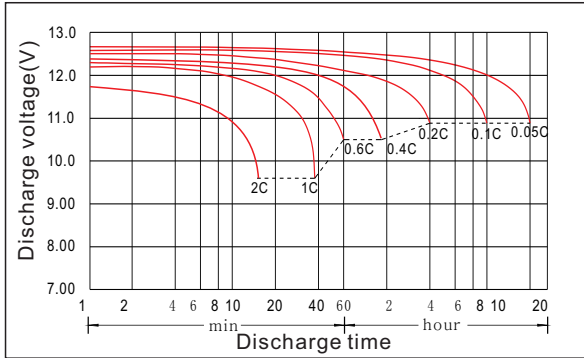
FV/Time	5min	10min	15min	30min	45min	1h	1.5h	2h	3h	4h	5h	6h	8h	10h	20h
1.60V	354	236	190	116	83.0	67.7	42.7	38.8	28.2	20.5	18.9	15.1	12.4	10.5	5.49
1.65V	343	234	184	114	82.6	67.3	42.3	38.6	27.9	20.3	18.7	15.0	12.3	10.4	5.46
1.70V	330	232	181	112	81.9	66.8	41.9	38.3	27.5	20.1	18.5	14.8	12.2	10.3	5.43
1.75V	303	229	175	111	80.7	65.8	41.5	37.7	27.2	19.9	18.3	14.7	12.1	10.2	5.41
1.80V	272	223	163	106	78.6	64.1	40.7	37.0	27.0	19.5	17.8	14.4	12.0	10.0	5.38
1.85V	242	207	145	96.7	72.9	59.4	39.7	35.2	25.4	19.0	16.9	14.1	11.5	9.75	5.29

Constant Power Discharge Characteristics Unit: W/cell (25°C, 77°F)

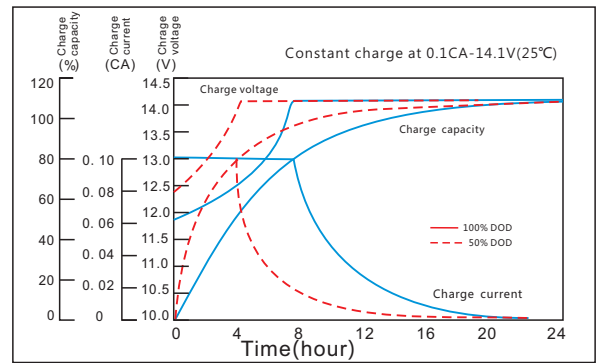
FV/Time	5min	10min	15min	30min	45min	1h	1.5h	2h	3h	4h	5h	6h	8h	10h	20h
1.60V	594	399	335	209	154	128	84.8	73.4	53.6	40.2	35.9	29.5	24.1	20.1	10.9
1.65V	571	396	329	207	152	127	84.0	73.2	52.9	39.8	35.7	29.2	23.9	19.9	10.8
1.70V	568	393	325	207	151	126	83.1	72.9	52.6	39.4	35.4	28.9	23.8	19.7	10.8
1.75V	530	390	323	206	150	125	82.3	72.5	52.3	39.0	35.2	28.6	23.6	19.5	10.7
1.80V	487	387	306	202	149	124	81.4	72.3	52.1	38.6	34.8	28.3	23.4	19.3	10.7
1.85V	434	359	273	185	138	115	80.2	69.0	49.5	38.0	33.2	27.9	22.6	19.0	10.6

JM12-100

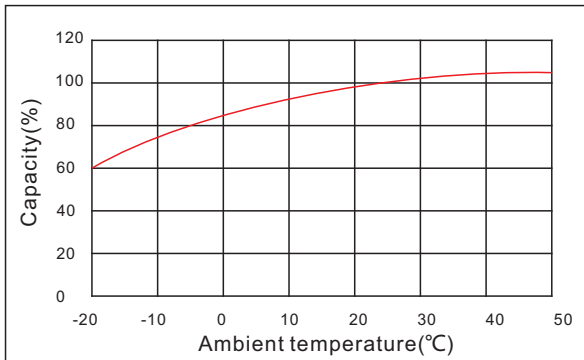
Discharge characteristic



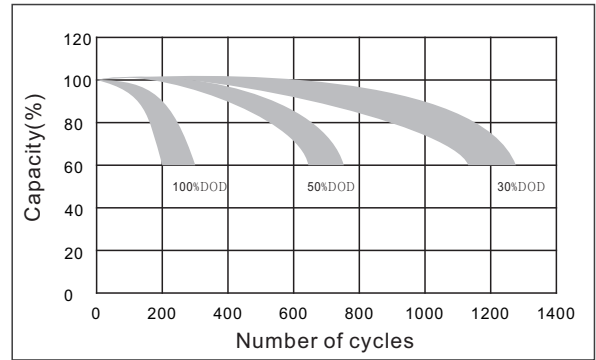
Charging characteristic



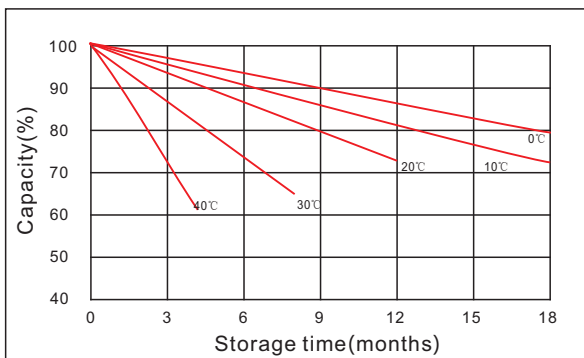
The effect of temperature on capacity



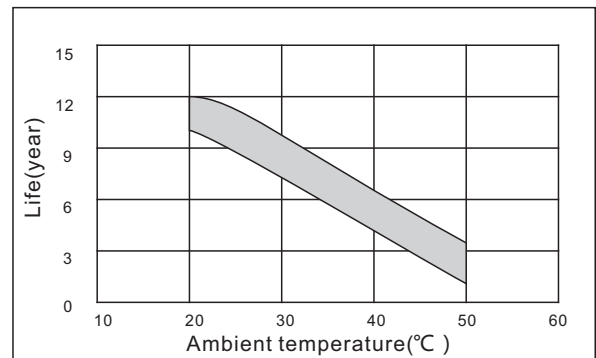
The effect of discharge depth on cycle life



Curves of self-discharge



The effect of temperature on float life



www.kijo.com.cn info@kijo.com.cn

Jiangxi Jingjiu Power Science&Technology Co. Ltd.
Add: 1388 Fushan No.1 Street, Xiaolan Economic Development Zone, Nanchang City, Jiangxi Province, China.

+86-791-85982779 +86-791-85989842

Jiangxi Jingjiu Power (Jiujiang) Co. Ltd.
Add: Xiwang Rd, Aicheng Industrial Park, Yongxiu Country, Jiujiang City, Jiangxi Province, China.

